

O&O DiskImage 12

Server Edition



Maximum security for your company data!

Setting up a server for the restoration of lost data can be an expensive and time-intensive task for any company. But it is also completely preventable. With the help of continuous images of your Windows systems and of your data you can fall back on previously created images, whenever a loss of data occurs. With O&O DiskImage Server Edition you can create reliable images – also in the network.

Save costs with O&O DiskImage

Creating images of entire servers is one of the standard measures currently taken by companies for protecting their data and system configurations. O&O DiskImage Server Edition takes this once step further by providing features that make your job as an Administrator significantly easier. File backup, an updated Start CD, and an enhanced option for the integration of ISO files add even more to what O&O DiskImage has to offer.

Protection against sabotage

It sadly happens every day: malicious software enters a business network and infects most if not all machines, then systematically destroys data. Often the attack is noticed too late, so that the data is lost forever. The recovery of systems and data in such a case has top priority. O&O DiskImage provides the appropriate mechanisms to restore individual files or entire systems in an instant.

Command line function

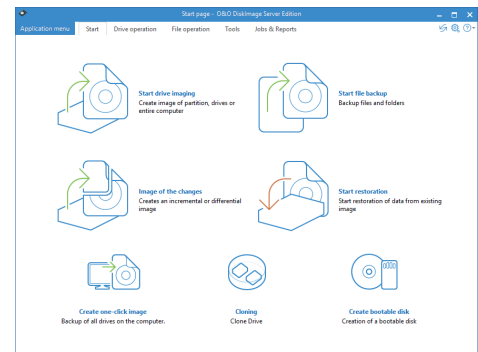
With the brand new command line function in O&O DiskImage, the practice of controlling batch files and with it automatic application of O&O DiskImage has been made even more comfortable for an Administrator and his or her company.

Images and file backups

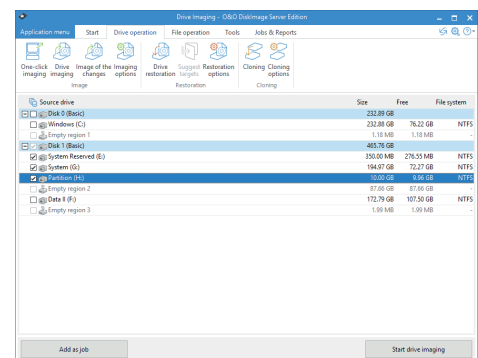
O&O DiskImage offers a variety of options for creating backups. You can choose between images (system images) and file backups. With images you can restore a system 1:1. With a file backup, you backup selected files and directories which you can then access again later.

File Backup

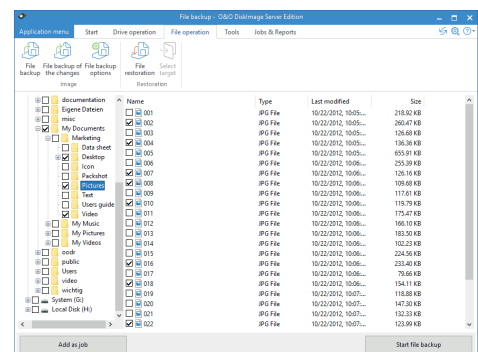
O&O DiskImage enables the backup and restoration of individual files and folders. If you need to access the files and folders from the backup, you can unzip and use them either with O&O DiskImage or a compression program such as WinZip. You don't necessarily need to O&O DiskImage to unzip the OBK-file. Compared to a drive image, the file backup doesn't store drive information.



Startpage: O&O DiskImage, Controllcenter



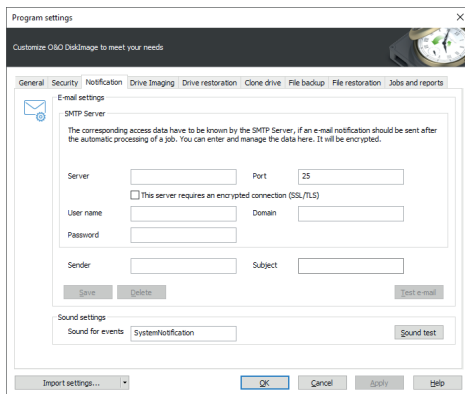
Select drive for imaging



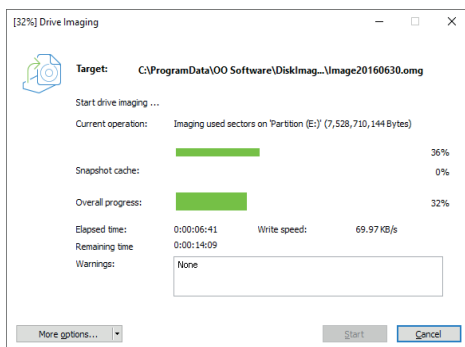
File Backup

O&O DiskImage 12

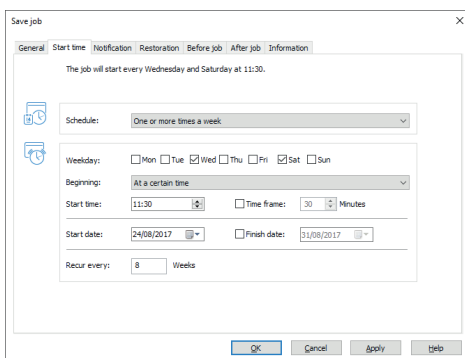
Server Edition



Notification - E-mail settings



Imaging process (empty snapshot cache)



Job assistant with schedule

M.I.R. - Machine Independent Restoration

The Machine Independent Restoration enables a system restoration onto machines with different hardware setups. This means a system image or a clone cannot only be restored onto Server and Desktop PCs with identical hardware, but also onto hardware where the processor or motherboard has been changed, for instance.

Imaging with no downtime

O&O DiskImage Server Edition includes a mechanism, which ensures that the imaged data corresponds exactly to the moment of the begin of the imaging process: changes to the data set by the user or applications will not influence a running imaging process. The existing file system and the application environment have therefore no influence on the process. Only by harnessing this technology can consistent system images be created, while at the same time ensuring that the system runs without interruption, and remains continuously available.

Specially designed for server environments

O&O DiskImage Server Edition was specifically designed to make the most modern systems more efficient, without unnecessarily straining older hardware due to a high resource use. O&O DiskImage Server Edition fully supports 64 bit server operating systems, dynamic data volumes, and of course fail-safe RAID configuration.

Automation, scripting and reporting

A comprehensively configurable time control enables you to comfortably create automated images with O&O DiskImage. In addition, O&O DiskImage Server Edition can be controlled completely over script commands. Detailed reports are then compiled, informing you as to the results of every procedure or activity.

Choice of various types of images

O&O DiskImage lets you perform full and differential/incremental images. Full imaging allows you to choose between a space-saving image of used sectors and an all-inclusive forensic imaging which can be used when restoring data - for example, in conjunction with O&O DiskRecovery. An image of the changes lets save you space, as you image only those data sectors which have changed since the last imaging procedure. All important composition information is saved in every image file. Even when single image files are lost, you can still carry out a partial data restoration of data that is still available.

O&O DiskImage 12

Server Edition



ISO file can be mounted as virtual drive

You have the possibility to mount an ISO file as a drive. The ISO file is treated as a separate drive. You can view and use its contents using Windows Explorer. This can be of help, when you download an ISO file for a program installation. Instead of first burning the ISO file on a CD, to run the installation, you can now simply mount ISO file as a drive using O&O DiskImage, start the setup and run the installation.

Splitting Images

Images can be split into several files. For example, you can limit the size of an image to a maximum of 700 MB. An image of your drive can then be composed of several image files of each up to 700 MB. An automatic split is also possible, if for example the target drive is full or the maximum file size of the file system has been reached.

Virtual hard disks (VHD)

To make working with Microsoft Virtual PCs (VPC) easier, you can convert images to virtual drives (VHD). The converted image can then be mounted as a virtual drive on the VPC, with no need for installing O&O DiskImage there. Similarly, virtual hard disks (VHD) can be converted to Images (OMG).

E-mail notification on activity status

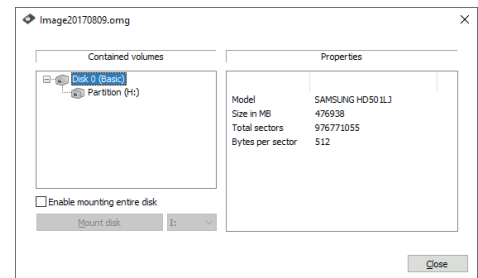
The e-mail notification function is an option you can select to be kept informed of the progress of jobs or activities. You will also be notified of any errors so that you can act quickly to resolve them.

Managing O&O DiskImage in the network

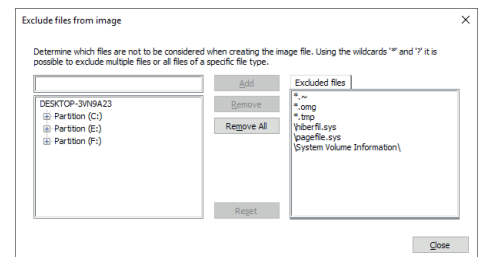
The new O&O DiskImage Server Edition supports you with the help of the O&O Enterprise Management Console to create images of network computers. In just a few steps, you can install the O&O DiskImage Workstation Edition or Server Edition in the network and experience a new way of working. We will gladly consult you on the possibilities of how to apply the O&O Enterprise Management Console in your company. Just contact us!

Made in Germany. Made in Berlin.

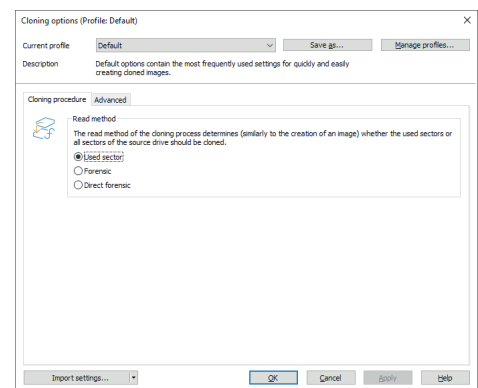
All O&O products are developed and serviced in Berlin. We at O&O are proud of our German heritage, and proud to represent the quality, security and satisfaction long associated with products "Made in Germany". We take the concerns of our customers very seriously because we know just how important their data is for them. For further information, please visit our website: www.oo-software.com



Mount drive



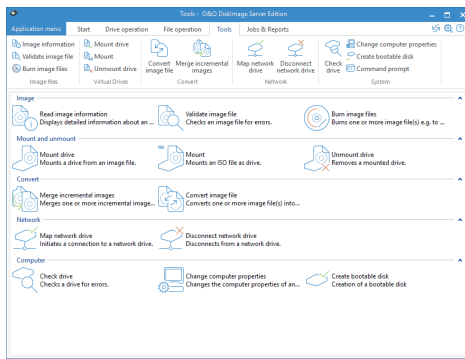
Exclude files from imaging



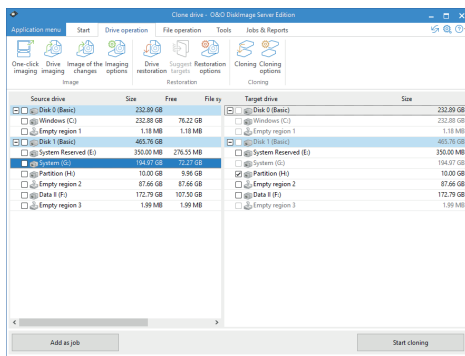
Cloning options

O&O DiskImage 12

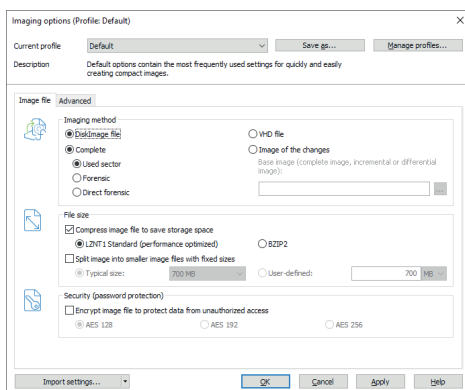
Server Edition



Tools



Duplicate drives



Imaging options

Imaging Features

- ♥ Image an entire computer with the push of a button
- ♥ Image system and data drives
- ♥ Clone drives and entire disks
- ♥ File backup: image and restore individual files and/or folders
- ♥ Image only used sectors
- ♥ Incremental/differential images: backup only the changes
- ♥ Forensic and Direct Forensic images
- ♥ Save images to network drives
- ♥ Time Schedule for automatic, regular images
- ♥ Advanced burning on CD/DVD/Blu-ray
- ♥ SSD Support

Restoration Features

- ♥ Supports EFI/UEFI systems as well as BIOS
- ♥ Easily restore files, folders, drives and disks
- ♥ Restoring onto different hardware (M.I.R.)
- ♥ Boot media is based on Windows 7
- ♥ Direct restoration from virtual disks (VHD)

Tools

- ♥ Command line function
- ♥ High-performance compression (LZNT1 and BZIP2)
- ♥ Encryption of images (AES)
- ♥ Create a boot CD from the program itself
- ♥ Even simpler and quicker user interface
- ♥ High-performance compression and encryption of images
- ♥ Support for dynamic and GPT volumes
- ♥ Exclude certain files and/or file types
- ♥ Mount ISO file as a drive
- ♥ Check drives and images for errors
- ♥ Works with Microsoft Virtual PC Disks (VHD)
- ♥ Supported File Systems: NTFS/FAT32/FAT
- ♥ Advanced report management and e-mail notifications
- ♥ Live Update: Automatic Updates to current Program Versions

♥ Supports Windows® 7 to Windows® Server 2016