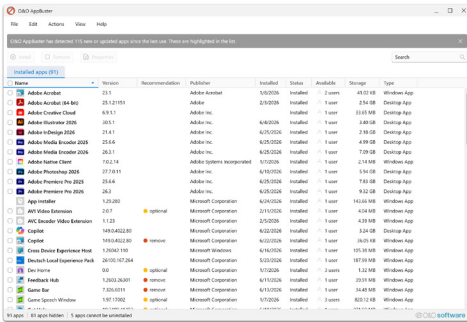


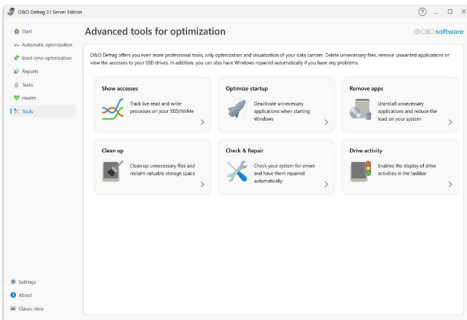


# O&O Defrag 31

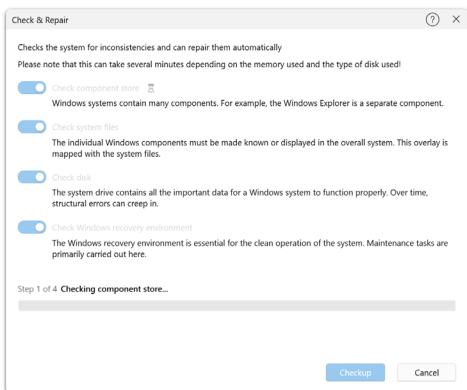
Server Edition



O&O AppBuster



Further tools for optimization



Check and repair

## Install & That's All

O&O Defrag has taken system optimization to a new level. With the new "Install & That's All" feature, installation is all that's required, the program takes care of everything else. It automatically selects and applies the optimal method for your system, without impacting ongoing operations or system performance.

## SOLID – One Method for SSDs and HDDs

The challenge: SSDs often store files in fragments across multiple blocks, even when only a few would suffice.

This is where the new SOLID/COMPLETE method from O&O Defrag comes in: it consolidates these scattered file fragments and stores them in fewer memory cells. This reduces future read and write operations on the drive, resulting in faster SSD performance and extended lifespan due to less physical wear.

## The Most Comprehensive System Performance Solution for All Your Hard Disks and SSDs

With O&O Defrag, businesses gain access to the most powerful yet hardware-friendly optimization technology for Windows systems. A key outcome of developing the SOLID defragmentation method is its exceptional efficiency: it achieves optimal results with minimal system load and significantly reduces hardware stress, ideal for continuous operation in professional environments.

Modern SSDs also benefit from optimization: since data is often spread across more cells than necessary, O&O Defrag reorganizes them intelligently, increasing access speed while reducing read/write operations. This dual optimization for HDDs and SSDs ensures maximum performance and durability, an essential advantage for data centers and corporate networks where high throughput and minimal downtime are critical.

## Optimization Methods for Every Requirement SOLID/COMPLETE

The resource-efficient and hardware-friendly SOLID/COMPLETE method defragments and optimizes both SSDs and traditional hard drives. It consolidates file fragments so that only the necessary memory cells need to be accessed for reading or writing, delivering maximum performance with minimal wear.

## SOLID/QUICK

Developed specifically for SSDs, SOLID/QUICK offers a faster, surface-level optimization. It is ideal for systems maintained or optimized on a regular, automated schedule.

## O&O DiskCleaner – Free Up Space and Stay Fragmentation-Free

With O&O DiskCleaner, temporary and unnecessary files that consume space and contribute to fragmentation can be removed effortlessly. Just one click cleans your drives and prepares them optimally for defragmentation. The result: more available storage and consistently high system performance.

# O&O Defrag 31

## Server Edition



### Automatic optimization

The Server Edition of O&O Defrag gives you the option of choosing between the new automatic optimization and an all-inclusive, individual configuration. After installation, automatic optimization is the default setting and it guarantees you improved performance without the need for any time-consuming configuration. Your disks will be optimized behind the scenes without limiting your server's performance in any way. Individual configuration allows you, among other things, to setup O&O Defrag for defragmenting as soon as a certain level of fragmentation is reached on a hard disk or partition. Defragmentation can also be scheduled for a particular day of the week, or whenever a screensaver is being used. You can pause and resume defragmentation whenever you want because O&O Defrag automatically recognizes where defragmentation was interrupted.

### Other benefits of a well-organized hard disk

The read heads of a hard disk when reading an orderly (defragmented) hard disk are far less stressed and worn out, which substantially extends the life of your hardware. Even in the event of data loss, you have better chances of making a full recovery if you defragment. Data recovery software such as O&O DiskRecovery can reconstruct files saved after a defragmentation much easier than files that are spread across multiple areas of your hard disk.

### Measurable Success

Thanks to clearly displayed graphics and statistics, you can monitor the success of regular defragmentation. After every run you get a graph showing the before-and-after stats. You can then base your configuration of the program on these statistics to optimize the success yet more.

### Optimizing Solid State Drives (SSDs)

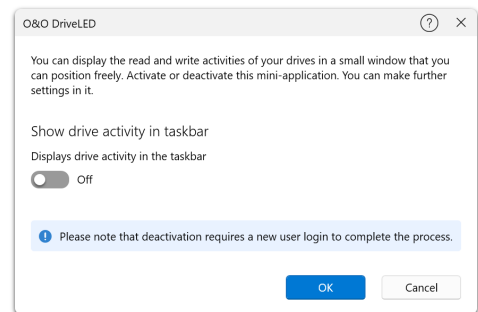
Through the use of periodic ATA TRIM commands, your Solid State Drives will be kept informed of those disk areas that are not being used. The drive will then be able to use these free areas for a drive-internal optimization of data management, instead of as a storage location for the contents of data that is no longer needed. After optimization, SSDs will be able to access data faster and minimize the wear on flash chips.

### Customize the O&O ActivityMonitor

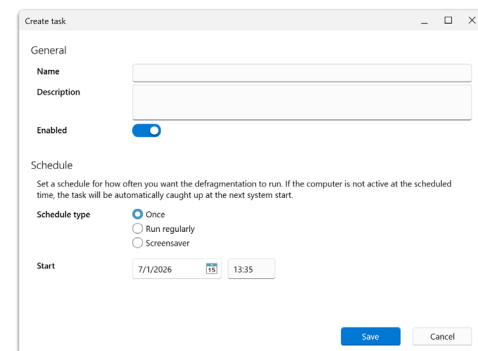
In the O&O ActivityMonitor, you can define the level of system load at which an automatic optimization should start and the maximum percentage of system performance O&O Defrag is permitted to use. The O&O ActivityMonitor periodically measures the server's level of capacity. It controls the amount of power O&O Defrag can use and adjusts it to the current status of the system. This allows users to continue working on a server while a defragmentation is running in the background.

### Automatic job execution

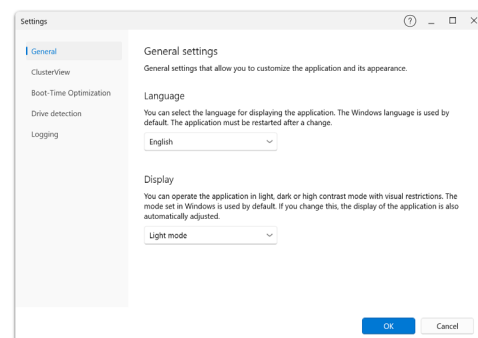
A periodic defragmentation is the key for maintaining a maximum performance level. There's no longer any need for running a manual defragmentation every time; O&O Defrag offers a clever scheduling feature which does the job for you. Using defragmentation jobs, you can define the starting point, the action, and other parameters for any defragmentation. You'll be able to create jobs, change them, or delete them. If a job isn't needed at the moment, but you don't want to delete it, it can be disabled. The job will not be run until you enable it again.



Job assistant: General



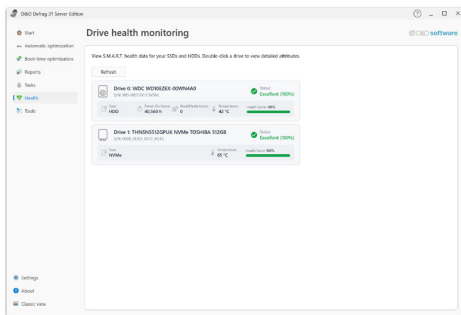
Job assistant: Schedule (Classic view)



Settings (Modern view)

# O&O Defrag 31

Server Edition



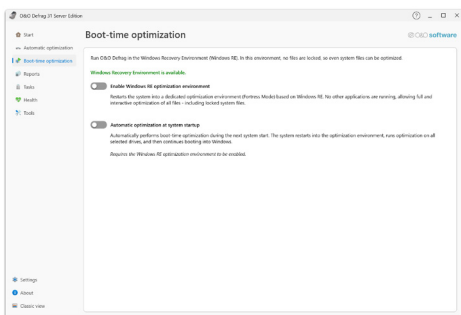
Drive health monitoring

### Status reports

Status reports keep you informed about the level of performance of your computer's drives. O&O Defrag provides you with status reports containing general information about a drive, the file system, any defragmentation job that was run, and the results. Also included are detailed lists about files whose size or level of fragmentation might have a negative impact on the system's performance.

### Using the command line version

You can also control defragmentation by using the command line version of O&O Defrag. This allows you to run O&O Defrag via scripts that can be used, for example, to startup a system or when users login.



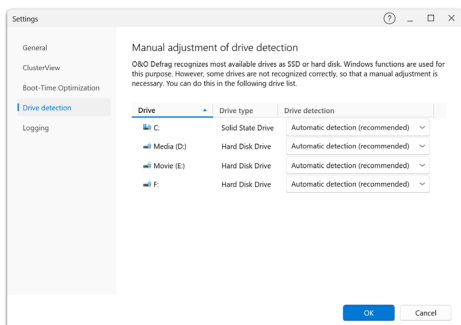
Intensive methods for system optimization

### Data sorted into zones

Sorting drives into zones results in a logical separation of the database into performance-critical and non-critical files. Files are divided and moved into zones according to their designated use and access frequency. The hard disk can also be sorted into zones that meet your own requirements. As a result of separating files based on how often they need to be written, it's possible to intelligently prevent fragmentation from occurring. Thanks to this logical organization of files, you'll need much less time for accessing files or starting your system and programs. Successive defragmentation will also take much less time, and all the classical server jobs can be accomplished more quickly.

### Defragmentation methods STEALTH, SPACE and COMPLETE

STEALTH and SPACE are optimized for the fastest possible execution of the defragmentation, whereas the COMPLETE methods achieve a more complete defragmentation. This requires more time and memory. Further fragmentation is prevented by making the best use of available space. All the methods can be applied on any drive, including volume and stripe sets, and all methods offer of course maximum reliability.



O&O Defrag settings: General

### The most comprehensive tuning application for all your disks

A positive side-effect of developing the defragmentation method SOLID has been found in tests on "classic" hard disks: it is O&O Defrag's most resource and hardware-friendly defragmentation method ever, with optimal results, and sets the new standard for defragmentation.

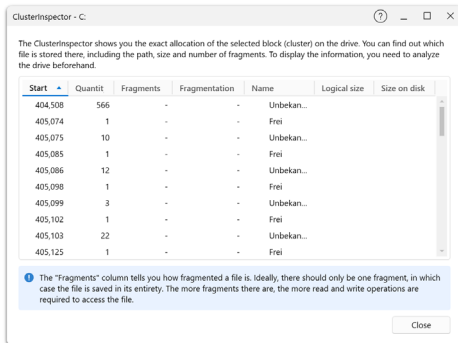
As we mention above, files are also fragmented on SSDs. Data is often distributed to more memory cells than would be necessary. By defragmenting an SSD using our new method SOLID, it is possible to reduce the number of cells used to store file parts down to significantly fewer.

### Made in Germany. Made in Berlin.

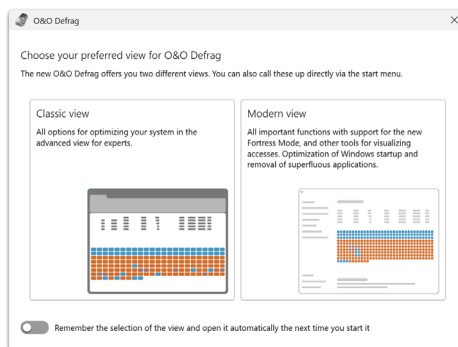
All O&O products are developed and serviced in Berlin. We at O&O are proud of our German heritage, and proud to represent the quality, security and satisfaction long associated with products "Made in Germany". We take the concerns of our customers very seriously because we know just how important their data is for them. For further information, please visit our website: [www.oo-software.com](http://www.oo-software.com)

# O&O Defrag 31

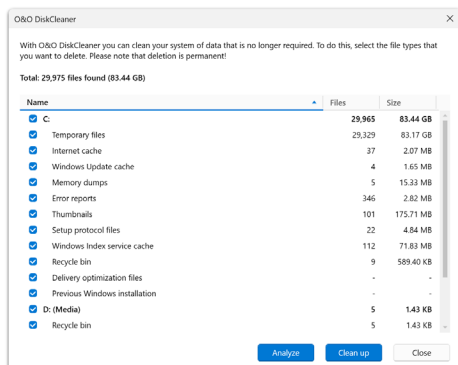
## Server Edition



ClusterInspector



Your individual O&O Defrag - classic & modern view



O&O DiskCleaner

### Highlights

- ▶ O&O IntensiveOptimize: Testing and repairing a recovery environment
- ▶ Enables the use of IntensiveOptimize even with BitLocker encrypted system drives
- ▶ Removal of Windows Apps with O&O AppBuster.
- ▶ Deskband to display drive activity in the Windows taskbar
- ▶ "Install & That's All": Install the program and O&O Defrag does the rest, fully automatic, in the background and with no impact on your system.
- ▶ Windows Compact OS Support: O&O Defrag supports the Windows Compact OS compression feature, helping free up space
- ▶ Quicker Installation: We have made the program installation process even quicker, saving you even more time.
- ▶ SOLID/Quick: This method, developed specifically for SSDs, performs a superficial optimization of the SSD, such as erasing the free space. This method is gentler and faster.
- ▶ SOLID/Complete: This method, developed specifically for SSDs, is a thorough optimization of the SSD.
- ▶ ClusterView with SSDs: In order to represent the degree of fragmentation of an SSD, the ClusterView now maps the logical structure of an SSD so that, accordingly, 6 blocks are combined into one.
- ▶ O&O DiskCleaner
- ▶ Time View to see which defragmentation activity results in which successful optimization
- ▶ Even faster system and program starts
- ▶ Defragmentation time reduced by up to 40%
- ▶ Defragmentation of locked files
- ▶ Optimization of Solid State Drives (SSDs) of any make

### Basic features

- ▶ Performance increases of up to 100%
- ▶ Prevents new fragmentation efficiently in advance
- ▶ Organizes related file fragments on your hard drive
- ▶ Faster system and program starts
- ▶ Extends the life of your hardware
- ▶ Increases the chances of recovering lost data
- ▶ Automatic defragmentation in the background
- ▶ Speeds up your backup and restoration processes
- ▶ Defragmentation of your server at the push of a button

### Advanced Settings

- ▶ Defrag multiple drives simultaneously
- ▶ Adapts itself to system load (O&O Activity Guard)
- ▶ Vendor-independent optimization of solid state drives (SSDs)
- ▶ Classification of drives into zones (Optional)
- ▶ Execution of Windows commands (Batches)
- ▶ Power Management for Notebooks
- ▶ Support for USB sticks and memory cards

### Evaluation and analysis functions

- ▶ Display of fragmentation levels
- ▶ Dynamic block view during defragmentation
- ▶ Detailed report management
- ▶ History to view success of defragmentation

- ▶ Supports Windows® 11/10 to Windows® Server 2025