

# O&O Defrag 29

## Server Edition



### Avoid downtime on Windows Server Systems

**Fragmented files slow servers and desktops in your organization. Their availability to you decreases. Depending on the degree of fragmentation, disk accesses become much slower, meaning that valuable time is unnecessarily lost. O&O Defrag for servers and O&O Defrag for PCs streamline hard drives and SSDs and efficiently prevent fragmentation. The resulting reduced physical wear on the optimized storage media will extend the life of your hardware too.**

#### Support for the ARM Platform

O&O Defrag supports CPUs based on the ARM architecture (Advanced RISC Machine) in addition to the existing Intel and AMD processors. These are currently primarily used in new Windows PCs with AI support and are expected to gain a significant market share in the coming period due to their energy efficiency and lower costs. In the course of this expansion, the modern user interface of O&O Defrag has also been revised and simplified, so that now not only is optimization possible at the push of a button, but automatic defragmentation can also be activated with a single click. The integration of O&O IntensiveOptimize and both the existing and new tools has also been significantly simplified.

#### O&O IntensiveOptimize

The Intensive Optimization (O&O IntensiveOptimize) is the fastest and at the same time most comprehensive optimization for Windows disks to date. A separate and exclusive instance of Windows is started, in which only O&O Defrag runs and can therefore not only exploit the maximum system performance for optimization, but also have access to all files at the same time. Regardless of whether these are system files or files exclusively locked during Windows operation. Regardless of whether they are system files or files that are exclusively locked during Windows operation. The integration of BitLocker into IntensiveOptimize opens up new possibilities for system optimization and security for users. You can now unlock BitLocker encrypted drives using various methods such as TPM, USB key, password or recovery key.

#### „Check & Repair“ Function

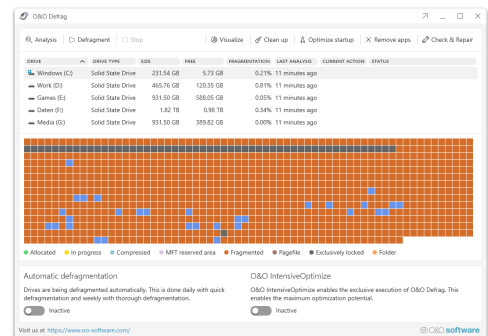
New also in the modern UI is the Check & Repair function. O&O Defrag checks your hard drive or SSD for inconsistencies that can lead to problems. The component memory and the Windows system files are checked for errors. After the check is complete, O&O Defrag will show you whether and which errors were found. Most errors can be corrected directly with the repair function.

#### With „Install & That’s All“ for 100% automation!

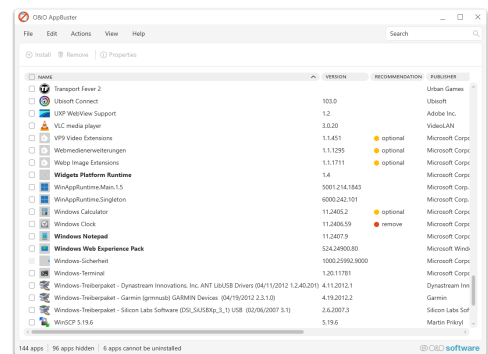
With O&O Defrag, we present our “Install & That’s All” function, a world’s first! Especially now, with many of us working from home, the reliable and optimal performance of our PCs is more important than ever. Time is also of the essence. That is why we have developed “Install & That’s All”. All you have to do is install the program and O&O Defrag does the rest, fully automatic, in the background and with no impact on your system. It saves you the time and stress of configuration, letting you focus on the important things.

#### Remove superfluous programs

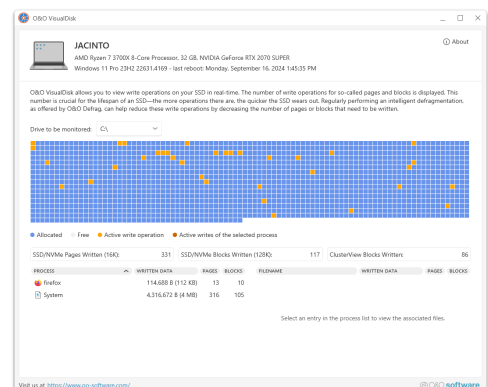
Programs that are no longer used can pose a security risk. They are definitely wasting disk space. You probably won’t need a 2011 tax return program anymore. But do you even know it’s still installed?



O&O Defrag Start Page - Modern



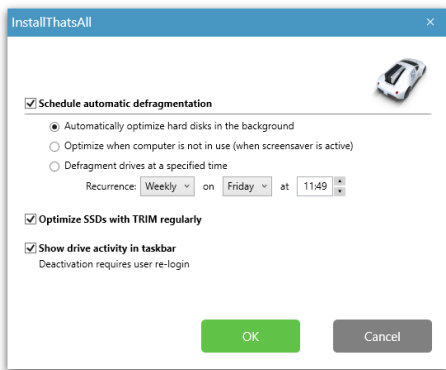

Uninstall apps - O&O AppBuster



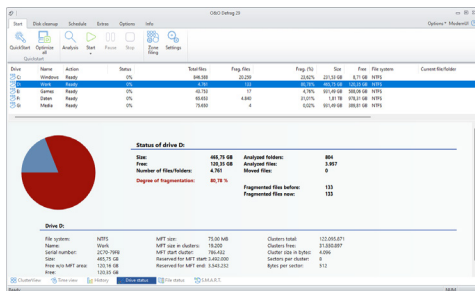
O&O VisualDisk

# O&O Defrag 29

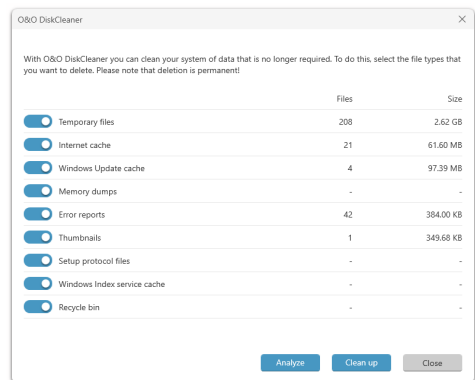
## Server Edition



Quick start



Drive status



O&O DiskCleaner

O&O Defrag clearly shows you all installed programs. And with one click, you can easily uninstall the ones you no longer need. This saves storage space (important for SSDs) and increases your security.

### With SSD optimization SOLID/COMPLETE

**The problem:** SSDs store file fragments spread across many blocks, even though much fewer would suffice.

This is where O&O Defrag goes to work with its new SOLID/COMPLETE method: scattered file fragments will be reconnected and saved in fewer memory cells. This leads to fewer read and write accesses to these memory cells. The result is the SSD running faster and its life expectancy increased on account of reduced read and write accesses.

Along with the new SOLID/COMPLETE, the existing SOLID/QUICK method has been extended: it is now faster than COMPLETE and suitable for an occasional faster defragmentation:

**SOLID/COMPLETE:** This method, developed specifically for SSDs, is a thorough optimization of the SSD.

**SOLID/QUICK:** This method, developed specifically for SSDs, performs a superficial optimization of the SSD. This method is gentler and faster.

### The most comprehensive system performance application for all your disks

A positive side-effect of developing the defragmentation method SOLID has been found in tests on „classic“ hard disks: it is O&O Defrag’s most resource and hardware-friendly defragmentation method ever, with optimal results, and sets the new standard for defragmentation. As we mention above, files are also fragmented on SSDs. Data is often distributed to more memory cells than would be necessary. By defragmenting an SSD using our new method SOLID, it is possible to reduce the number of cells used to store file parts down to significantly fewer. This ability to optimize and protect both disk types is a prerequisite for today’s data centers that handle mass data per second, and where downtime costs a significant amount of money.

### O&O DiskCleaner - Free up storage space

Over time, more and more ballast accumulates on a PC. Temporary files, internet cache and the like can take on considerable proportions. This can lead to a storage space problem, especially on modern SSDs. And backups also take much longer than is actually necessary.

With the improved O&O DiskCleaner in O&O Defrag you put an end to files that are no longer needed

### Your privacy is our priority

Our latest version of O&O Defrag can also be used for deleting free space on hard disks. This prevents traces of confidential data left over from partially-deleted or temporary files from falling into the hands of any strangers.

# O&O Defrag 29

## Server Edition



### Automatic optimization

The Server Edition of O&O Defrag gives you the option of choosing between the new automatic optimization and an all-inclusive, individual configuration. After installation, automatic optimization is the default setting and it guarantees you improved performance without the need for any time-consuming configuration. Your disks will be optimized behind the scenes without limiting your server's performance in any way. Individual configuration allows you, among other things, to setup O&O Defrag for defragmenting as soon as a certain level of fragmentation is reached on a hard disk or partition. Defragmentation can also be scheduled for a particular day of the week, or whenever a screensaver is being used. You can pause and resume defragmentation whenever you want because O&O Defrag automatically recognizes where defragmentation was interrupted.

### Other benefits of a well-organized hard disk

The read heads of a hard disk when reading an orderly (defragmented) hard disk are far less stressed and worn out, which substantially extends the life of your hardware. Even in the event of data loss, you have better chances of making a full recovery if you defragment. Data recovery software such as O&O DiskRecovery can reconstruct files saved after a defragmentation much easier than files that are spread across multiple areas of your hard disk.

### Measurable Success

Thanks to clearly displayed graphics and statistics, you can monitor the success of regular defragmentation. After every run you get a graph showing the before-and-after stats. You can then base your configuration of the program on these statistics to optimize the success yet more.

### Optimizing Solid State Drives (SSDs)

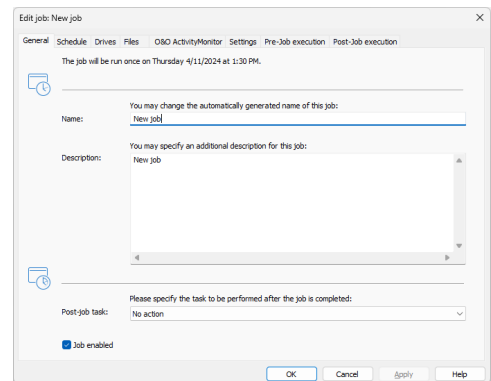
Through the use of periodic ATA TRIM commands, your Solid State Drives will be kept informed of those disk areas that are not being used. The drive will then be able to use these free areas for a drive-internal optimization of data management, instead of as a storage location for the contents of data that is no longer needed. After optimization, SSDs will be able to access data faster and minimize the wear on flash chips.

### Customize the O&O ActivityMonitor

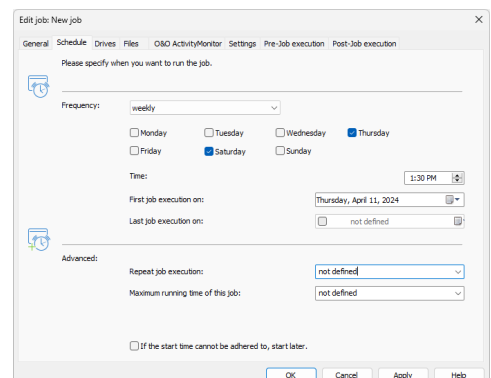
In the O&O ActivityMonitor, you can define the level of system load at which an automatic optimization should start and the maximum percentage of system performance O&O Defrag is permitted to use. The O&O ActivityMonitor periodically measures the server's level of capacity. It controls the amount of power O&O Defrag can use and adjusts it to the current status of the system. This allows users to continue working on a server while a defragmentation is running in the background.

### Automatic job execution

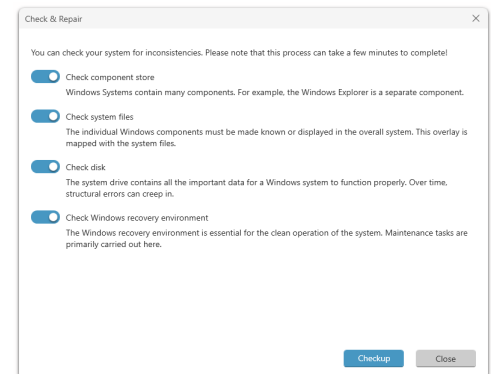
A periodic defragmentation is the key for maintaining a maximum performance level. There's no longer any need for running a manual defragmentation every time; O&O Defrag offers a clever scheduling feature which does the job for you. Using defragmentation jobs, you can define the starting point, the action, and other parameters for any defragmentation. You'll be able to create jobs, change them, or delete them. If a job isn't needed at the moment, but you don't want to delete it, it can be disabled. The job will not be run until you enable it again.



Job assistant: General



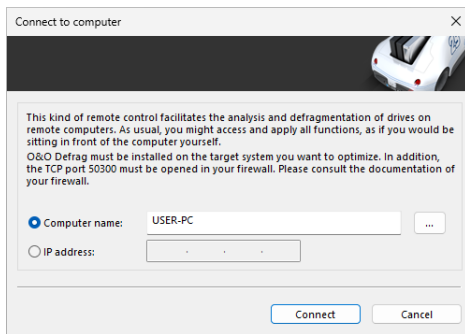
Job assistant: Schedule



Check & Repair

# O&O Defrag 29

## Server Edition



Connect to computer

### Status reports

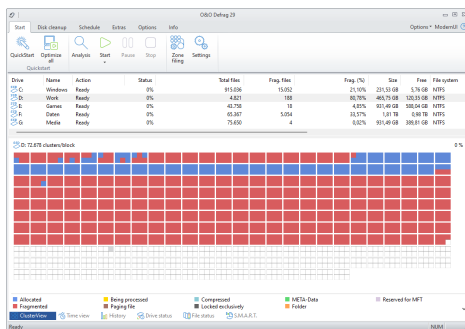
Status reports keep you informed about the level of performance of your computer's drives. O&O Defrag provides you with status reports containing general information about a drive, the file system, any defragmentation job that was run, and the results. Also included are detailed lists about files whose size or level of fragmentation might have a negative impact on the system's performance.

### Using the command line version

You can also control defragmentation by using the command line version of O&O Defrag. This allows you to run O&O Defrag via scripts that can be used, for example, to startup a system or when users login.

### Data sorted into zones

Sorting drives into zones results in a logical separation of the database into performance-critical and non-critical files. Files are divided and moved into zones according to their designated use and access frequency. The hard disk can also be sorted into zones that meet your own requirements. As a result of separating files based on how often they need to be written, it's possible to intelligently prevent fragmentation from occurring. Thanks to this logical organization of files, you'll need much less time for accessing files or starting your system and programs. Successive defragmentation will also take much less time, and all the classical server jobs can be accomplished more quickly.



High fragmentation

### Defragmentation methods STEALTH, SPACE and COMPLETE

STEALTH and SPACE are optimized for the fastest possible execution of the defragmentation, whereas the COMPLETE methods achieve a more complete defragmentation. This requires more time and memory. Further fragmentation is prevented by making the best use of available space. All the methods can be applied on any drive, including volume and stripe sets, and all methods offer of course maximum reliability.

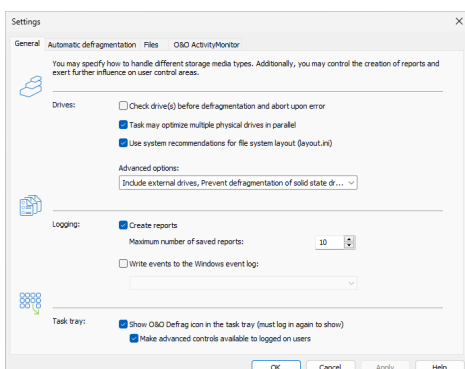
### The most comprehensive tuning application for all your disks

A positive side-effect of developing the defragmentation method SOLID has been found in tests on "classic" hard disks: it is O&O Defrag's most resource and hardware-friendly defragmentation method ever, with optimal results, and sets the new standard for defragmentation.

As we mention above, files are also fragmented on SSDs. Data is often distributed to more memory cells than would be necessary. By defragmenting an SSD using our new method SOLID, it is possible to reduce the number of cells used to store file parts down to significantly fewer.

### Made in Germany. Made in Berlin.

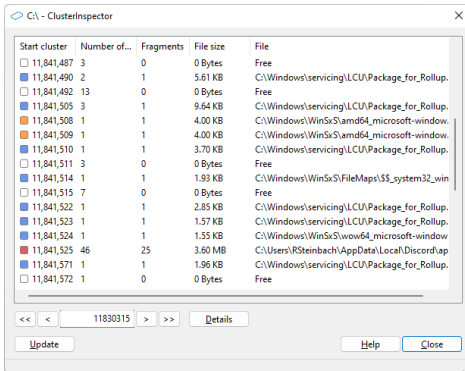
All O&O products are developed and serviced in Berlin. We at O&O are proud of our German heritage, and proud to represent the quality, security and satisfaction long associated with products "Made in Germany". We take the concerns of our customers very seriously because we know just how important their data is for them. For further information, please visit our website: [www.oo-software.com](http://www.oo-software.com)



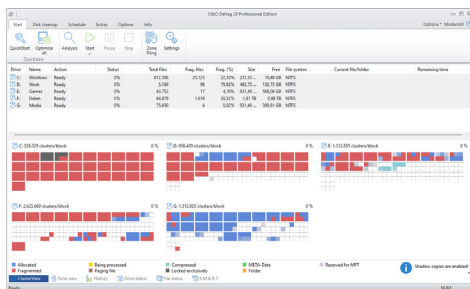
O&O Defrag settings: General

# O&O Defrag 29

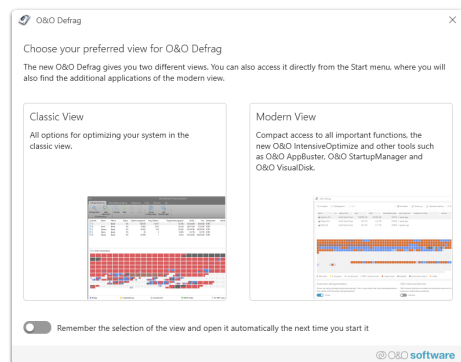
## Server Edition



ClusterInspector



Multiple drives



Your individual O&O Defrag - classic & modern view

### Highlights

- ▶ O&O IntensiveOptimize: Testing and repairing a recovery environment
- ▶ Enables the use of IntensiveOptimize even with BitLocker encrypted system drives
- ▶ Removal of Windows Apps with O&O AppBuster.
- ▶ Deskband to display drive activity in the Windows taskbar
- ▶ "Install & That's All": Install the program and O&O Defrag does the rest, fully automatic, in the background and with no impact on your system.
- ▶ Windows Compact OS Support: O&O Defrag supports the Windows Compact OS compression feature, helping free up space
- ▶ Quicker Installation: We have made the program installation process even quicker, saving you even more time.
- ▶ SOLID/Quick: This method, developed specifically for SSDs, performs a superficial optimization of the SSD, such as erasing the free space. This method is gentler and faster.
- ▶ SOLID/Complete: This method, developed specifically for SSDs, is a thorough optimization of the SSD.
- ▶ ClusterView with SSDs: In order to represent the degree of fragmentation of an SSD, the ClusterView now maps the logical structure of an SSD so that, accordingly, 6 blocks are combined into one.
- ▶ O&O DiskCleaner
- ▶ Time View to see which defragmentation activity results in which successful optimization
- ▶ Even faster system and program starts
- ▶ Defragmentation time reduced by up to 40%
- ▶ Defragmentation of locked files
- ▶ Optimization of Solid State Drives (SSDs) of any make

### Basic features

- ▶ Performance increases of up to 100%
- ▶ Prevents new fragmentation efficiently in advance
- ▶ Organizes related file fragments on your hard drive
- ▶ Faster system and program starts
- ▶ Extends the life of your hardware
- ▶ Increases the chances of recovering lost data
- ▶ Automatic defragmentation in the background
- ▶ Speeds up your backup and restoration processes
- ▶ Defragmentation of your server at the push of a button

### Advanced Settings

- ▶ Defrag multiple drives simultaneously
- ▶ Adapts itself to system load (O&O Activity Guard)
- ▶ Vendor-independent optimization of solid state drives (SSDs)
- ▶ Classification of drives into zones (Optional)
- ▶ Execution of Windows commands (Batches)
- ▶ Power Management for Notebooks
- ▶ Support for USB sticks and memory cards

### Evaluation and analysis functions

- ▶ Display of fragmentation levels
- ▶ Dynamic block view during defragmentation
- ▶ Detailed report management
- ▶ History to view success of defragmentation

- ▶ Supports Windows® 11/10 to Windows® Server 2025