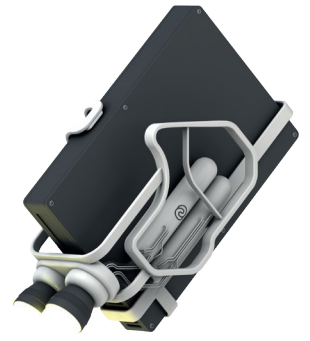


O&O Defrag 22

Server Edition



Fragmented hard disks put the brakes on your productivity

Fragmented hard disks put the brakes on the servers in a company and as a result, have a bad affect on productivity. The level of fragmentation proportionally increases the time needed for accessing a hard disk– and thereby increases the amount of valuable time lost as well. The new O&O Defrag Server Edition for Windows servers optimizes your hard disk and packs file fragments securely back together again.

SOLID, a brand-new defragmentation method for SSDs and HDDs

The problem: SSDs store file fragments spread across many blocks, even though much fewer would suffice.

This memory behavior has an immediate effect on the performance and lifespan of an SSD. To counteract wear and at the same time to optimize the performance of SSDs, O&O Software has developed the new defragmentation method SOLID. By using the defragmentation method SOLID, these distributed file parts are defragmented so that in the future significantly fewer memory cells have to be read out and also written to when changing a file. As a result, the SSD is faster as the number of read and write accesses is reduced by the defragmentation. In addition, the premature wear of the SSD (and of course the conventional hard drive) is prevented because fewer blocks need to be erased and rewritten than before the defragmentation with SOLID. To stay with our example above: To read our sample file, it is not necessary to first access and read 32 different blocks, but only a single one.

The most comprehensive system performance application for all your disks

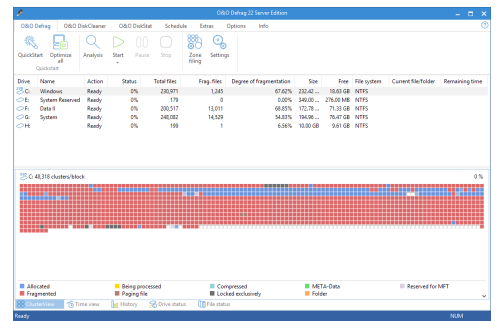
A positive side-effect of developing the defragmentation method SOLID has been found in tests on „classic“ hard disks: it is O&O Defrag’s most resource and hardware-friendly defragmentation method ever, with optimal results, and sets the new standard for defragmentation. As we mention above, files are also fragmented on SSDs. Data is often distributed to more memory cells than would be necessary. By defragmenting an SSD using our new method SOLID, it is possible to reduce the number of cells used to store file parts down to significantly fewer. This ability to optimize and protect both disk types is a prerequisite for today’s data centers that handle mass data per second, and where downtime costs a significant amount of money.

O&O DiskStat

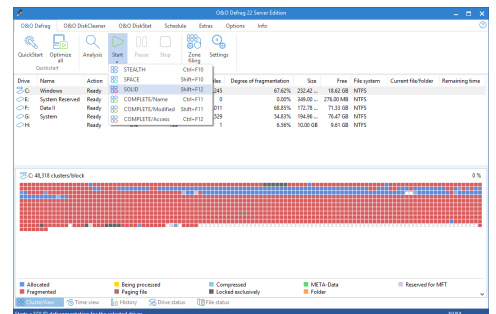
O&O DiskStat enables you to analyze used space on your hard disk with the help of Charts (Pie chart or Bar graph). As soon as you start the program, you are presented with a concise overview of your entire hard disk. With the help of O&O DiskStat, you can identify and dispose of superfluous files, saving yourself valuable hard disk space in the process!

O&O DiskCleaner

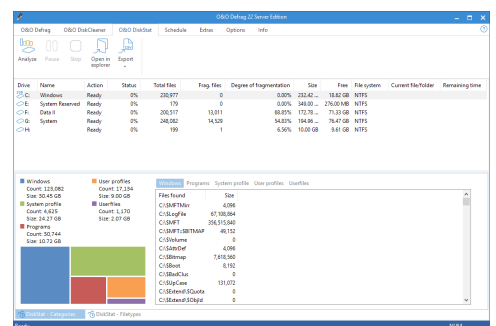
In-built O&O DiskCleaner searches for and removes temporary and unnecessary files that are taking up memory and increasing fragmentation. O&O DiskCleaner also increases the security of your data, as private content (e.g. Thumbs.db, copies of documents, drafts of emails, Dumps) will no longer be kept as copies in unnecessary system files.



O&O Defrag Start Page



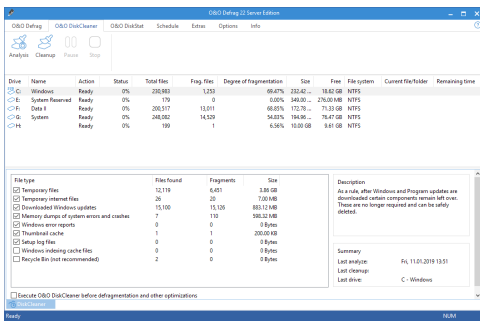
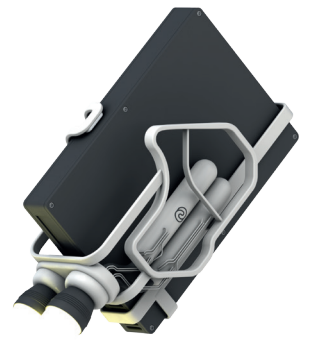
Solid, a new defragmentation method for SSDs and HDDs



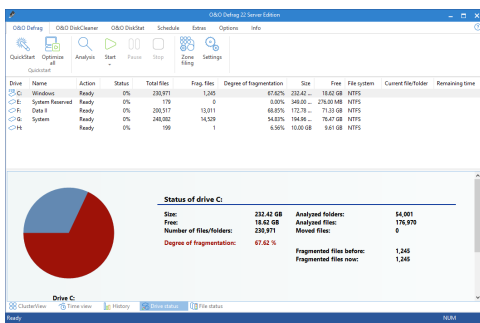
O&O DiskStat

O&O Defrag 22

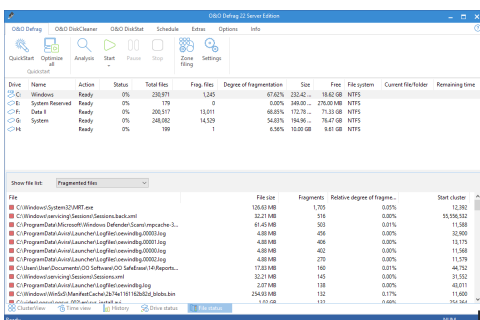
Server Edition



O&O DiskCleaner



Drive status



File status

Your privacy is our priority

Our latest version of O&O Defrag can also be used for deleting free space on hard disks. This prevents traces of confidential data left over from partially-deleted or temporary files from falling into the hands of any strangers.

Automatic optimization

The Server Edition of O&O Defrag gives you the option of choosing between the new automatic optimization and an all-inclusive, individual configuration. After installation, automatic optimization is the default setting and it guarantees you improved performance without the need for any time-consuming configuration. Your disks will be optimized behind the scenes without limiting your server's performance in any way. Individual configuration allows you, among other things, to setup O&O Defrag for defragmenting as soon as a certain level of fragmentation is reached on a hard disk or partition. Defragmentation can also be scheduled for a particular day of the week, or whenever a screensaver is being used. You can pause and resume defragmentation whenever you want because O&O Defrag automatically recognizes where defragmentation was interrupted.

Other benefits of a well-organized hard disk

The read heads of a hard disk when reading an orderly (defragmented) hard disk are far less stressed and worn out, which substantially extends the life of your hardware. Even in the event of data loss, you have better chances of making a full recovery if you defragment. Data recovery software such as O&O DiskRecovery can reconstruct files saved after a defragmentation much easier than files that are spread across multiple areas of your hard disk.

Measurable Success

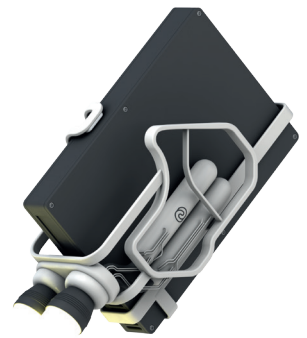
Thanks to clearly displayed graphics and statistics, you can monitor the success of regular defragmentation. After every run you get a graph showing the before-and-after stats. You can then base your configuration of the program on these statistics to optimize the success yet more.

Optimizing Solid State Drives (SSDs)

Through the use of periodic ATA TRIM commands, your Solid State Drives will be kept informed of those disk areas that are not being used. The drive will then be able to use these free areas for a drive-internal optimization of data management, instead of as a storage location for the contents of data that is no longer needed. After optimization, SSDs will be able to access data faster and minimize the wear on flash chips.

O&O Defrag 22

Server Edition



Customize the O&O ActivityMonitor

In the O&O ActivityMonitor, you can define the level of system load at which an automatic optimization should start and the maximum percentage of system performance O&O Defrag is permitted to use. The O&O ActivityMonitor periodically measures the server's level of capacity. It controls the amount of power O&O Defrag can use and adjusts it to the current status of the system. This allows users to continue working on a server while a defragmentation is running in the background.

Boot-time defragmentation

O&O Defrag can run defragmentation while Windows is being started. Optimization is normally done in the background while the server is being used. This allows you to continue working undisturbed. There are, however, some system files that the operating system purposely blocks during operation. These files can only be defragmented when they're no longer being blocked by the operating system. This is possible before a Windows login, during the so-called Windows startup process. As there are no operating system processes running at this time and the user is unable to start any programs, this period is referred to as boot-time defragmentation.

Automatic job execution

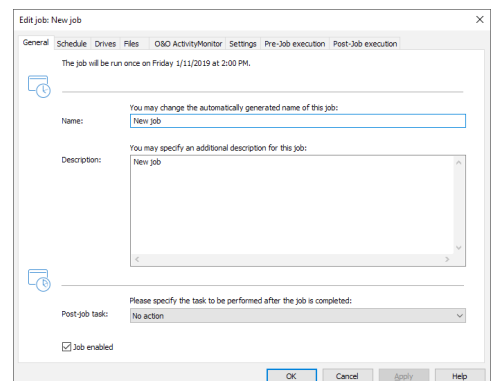
A periodic defragmentation is the key for maintaining a maximum performance level. There's no longer any need for running a manual defragmentation every time; O&O Defrag offers a clever scheduling feature which does the job for you. Using defragmentation jobs, you can define the starting point, the action, and other parameters for any defragmentation. You'll be able to create jobs, change them, or delete them. If a job isn't needed at the moment, but you don't want to delete it, it can be disabled. The job will not be run until you enable it again.

Status reports

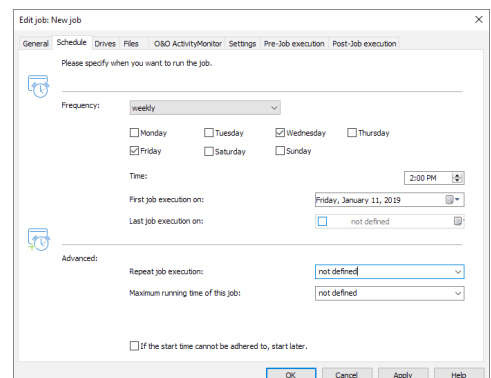
Status reports keep you informed about the level of performance of your computer's drives. O&O Defrag provides you with status reports containing general information about a drive, the file system, any defragmentation job that was run, and the results. Also included are detailed lists about files whose size or level of fragmentation might have a negative impact on the system's performance.

Using the command line version


You can also control defragmentation by using the command line version of O&O Defrag. This allows you to run O&O Defrag via scripts that can be used, for example, to startup a system or when users login.



Job assistant: General



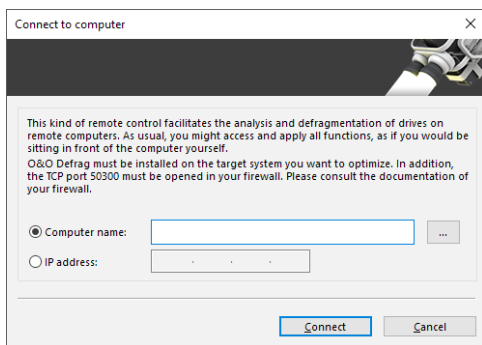
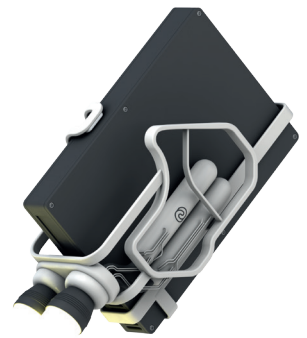
Job assistant: Schedule



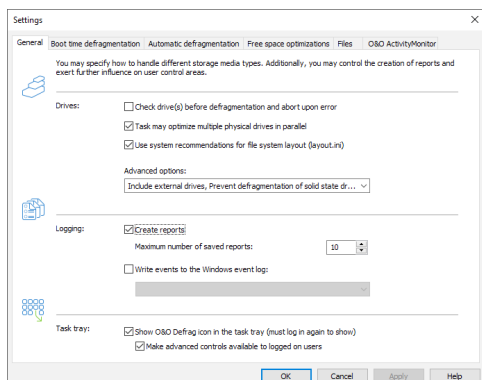
Included: O&O DiskStat 3

O&O Defrag 22

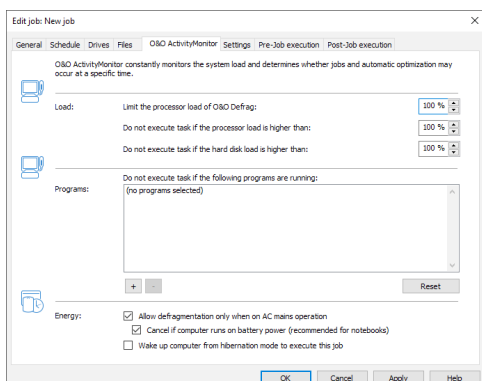
Server Edition



Connect to computer



Settings: General



Job assistant: O&O ActivityMonitor

Data sorted into zones

Sorting drives into zones results in a logical separation of the database into performance- critical and non-critical files. Files are divided and moved into zones according to their designated use and access frequency. The hard disk can also be sorted into zones that meet your own requirements. As a result of separating files based on how often they need to be written, it's possible to intelligently prevent fragmentation from occurring. Thanks to this logical organization of files, you'll need much less time for accessing files or starting your system and programs. Successive defragmentation will also take much less time, and all the classical server jobs can be accomplished more quickly.

Defragmentation methods STEALTH, SPACE and COMPLETE

STEALTH and SPACE are optimized for the fastest possible execution of the defragmentation, whereas the COMPLETE methods achieve a more complete defragmentation. This requires more time and memory. Further fragmentation is prevented by making the best use of available space. All the methods can be applied on any drive, including volume and stripe sets, and all methods offer of course maximum reliability.

Manage O&O Defrag across a network

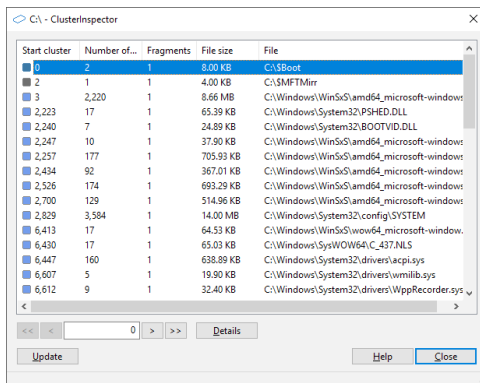
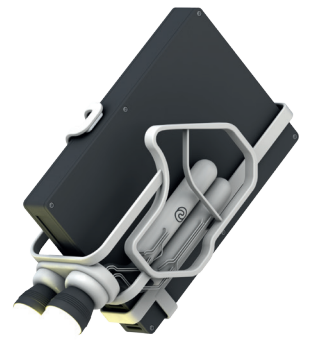
When used together with O&O Enterprise Management Console, O&O Defrag can be managed from a central location across an entire network. The Console will let you run defragmentation jobs on individual workstations and servers as well as across sites. You'll also be able to perform automatic remote installation and update to new versions of O&O Defrag. All events are logged in detailed reports and saved in the database so that you can be kept informed about the success of any job you run.

Made in Germany. Made in Berlin.

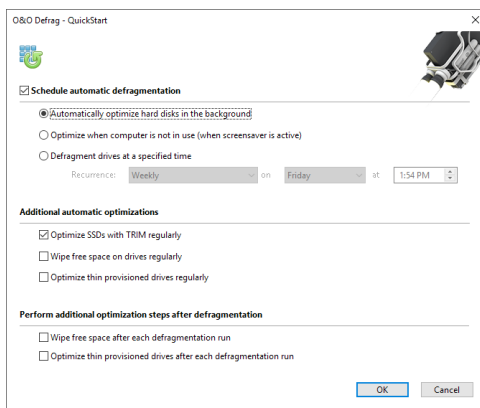
All O&O products are developed and serviced in Berlin. We at O&O are proud of our German heritage, and proud to represent the quality, security and satisfaction long associated with products "Made in Germany". We take the concerns of our customers very seriously because we know just how important their data is for them. For further information, please visit our website: www.oo-software.com

O&O Defrag 22

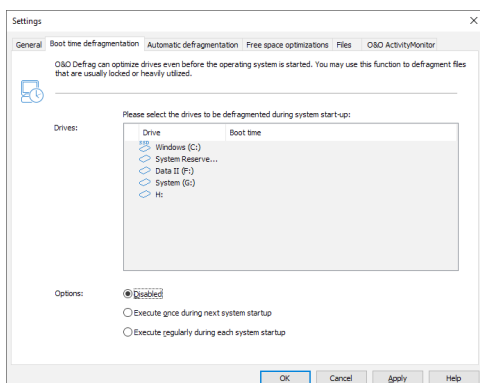
Server Edition



ClusterInspector



QuickStart



Settings: Boot time defragmentation

Highlights

- ▶ SOLID, a brand-new defragmentation method for SSDs and HDDs
- ▶ Fragment Filter to identify the most fragmented files on a drive
- ▶ O&O DiskStat 3
- ▶ O&O DiskCleaner
- ▶ Use over a Smartphone and Tablet
- ▶ Automatic deletion of free space for more privacy
- ▶ Optimizing systems with Thin Provisioning
- ▶ Time View to see which defragmentation activity results in which successful optimization
- ▶ Easy-to-Use: Ideal for Beginners and Professionals
- ▶ Even faster system and program starts
- ▶ Defragmentation time reduced by up to 40%
- ▶ Defragmentation of locked files
- ▶ Optimization of Solid State Drives (SSDs) of any make

Basic features

- ▶ Performance increases of up to 100%
- ▶ Prevents new fragmentation efficiently in advance
- ▶ Organizes related file fragments on your hard drive
- ▶ Faster system and program starts
- ▶ Extends the life of your hardware
- ▶ Speeds up your Internet browser
- ▶ Increases the chances of recovering lost data
- ▶ Automatic defragmentation in the background
- ▶ Speeds up your backup and restoration processes
- ▶ Defragmentation of your server at the push of a button

Advanced Settings

- ▶ Defrag multiple drives simultaneously
- ▶ Adapts itself to system load (O&O Activity Guard)
- ▶ Vendor-independent optimization of solid state drives (SSDs)
- ▶ Classification of drives into zones (Optional)
- ▶ Execution of Windows commands (Batches)
- ▶ Defragments individual files and directories
- ▶ A total of nine defragmentation methods
- ▶ Defragmentation during startup and at runtime
- ▶ Automatic check for new versions
- ▶ Power Management for Notebooks
- ▶ Assistant to schedule regular defragmentation
- ▶ Screensaver mode defragments in your absence
- ▶ Support for USB sticks and memory cards

Evaluation and analysis functions

- ▶ Display of fragmentation levels
- ▶ Display of the most fragmented files
- ▶ Before-and-after display
- ▶ Dynamic block view during defragmentation
- ▶ Detailed report management
- ▶ History to view success of defragmentation
- ▶ Time View to see which defragmentation activity results in which successful optimization

- ▶ Supports Windows® 7 to Windows® Server 2016