

O&O DiskRecovery 10 Professional Edition



Professional data recovery at the push of a button

O&O DiskRecovery looks for and recovers data that's been unintentionally lost as a result of human error or defective software! It combs every sector of the hard disk, the memory card, or the USB Stick to find lost files.

New and enhanced functions

Along with continued maintenance and enhancement of the already existing program components there are many new and helpful functions available. The new version can recognize even more file types, for instance Microsoft Office 2013 documents. The recovery of picture and video files from digital cameras has been enhanced, and the search for compressed files, in particular ZIP and 7-zip files, has been further enhanced.

What to do when data is unintentionally lost

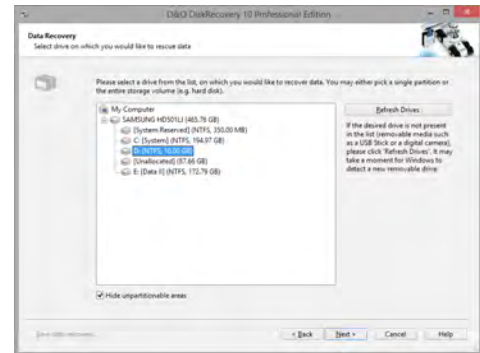
If you'd like to recover data that's been accidentally deleted, immediately stop all further write activity on the storage volume involved, because only files that have not been overwritten are capable of being accurately restored. Even looking for a suitable data recovery product on the Internet and downloading it can overwrite important data sectors and make recovering data more difficult, if not impossible. That's why it's so important to have O&O DiskRecovery already installed on your computer, before trouble strikes.

Using O&O DiskRecovery in an emergency

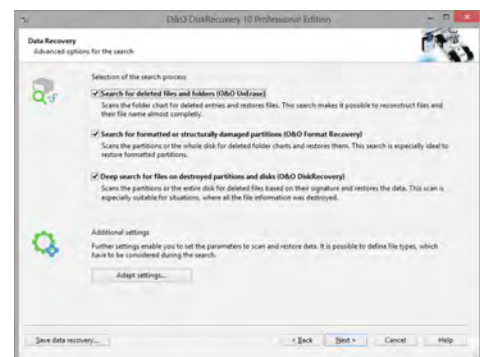
If O&O DiskRecovery is not already installed on your computer when trouble strikes, the instant installation is ready to help you. All you'll need is a second computer and a removable drive (e.g., USB Stick, external hard disk). Start the installation on the second computer and save the "Instant Installation" on the removable drive. You can then connect this drive to the target computer on which you want to recover data, and run O&O DiskRecovery from there. Doing so will let you avoid a complete installation on the target computer, which in turn could possibly overwrite important sectors of the hard disk that are needed for a restoration.

Three integrated search algorithms

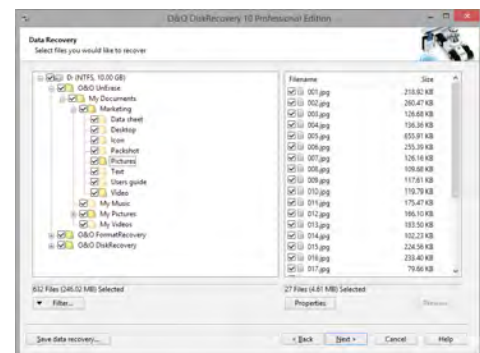
The three integrated search methods use different technologies for data recovery, which complement each other perfectly. For quick searches, you can use the search algorithm of O&O UnErase, which completes a scan for files, even on very large hard drives, in no time. The advanced features of the special search algorithms in O&O FormatRecovery make it possible to find and then ignore defective sectors. This in turn facilitates data recovery on a drive that is damaged yet still accessible. For the sector-based deep scan, we recommend the use of the search algorithms in O&O DiskRecovery.



Select drive on which you would like to rescue data

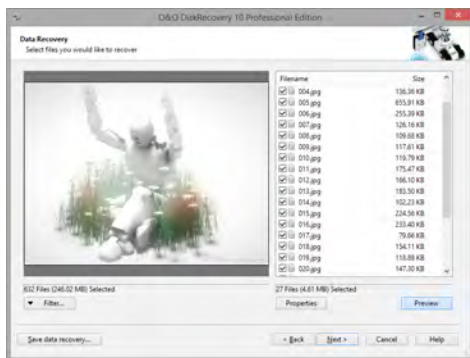


Selection of the search process

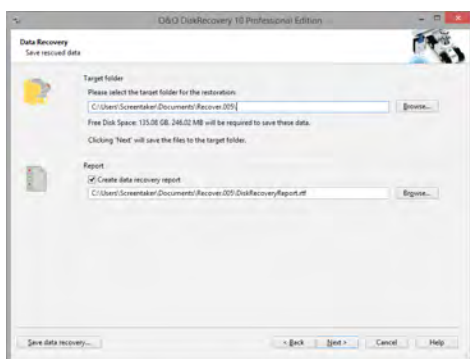


Select files you would like to recover

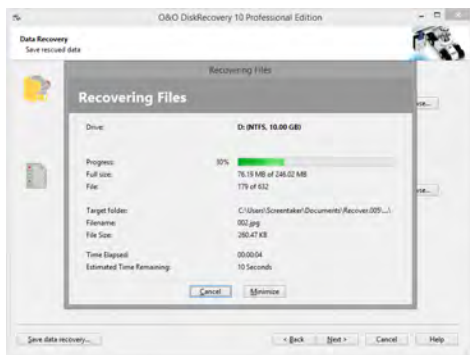
O&O DiskRecovery 10 Professional Edition



Preview



Target folder to save rescued data



Recovering files

Preview function

Upon completion of the scanning process, you'll be able to preview the recovered data. O&O DiskRecovery supports various picture and text formats for the preview function, including JPEG, BMP, TIFF, TXT.

Made in Berlin. Made in Germany.

All O&O products are designed and further developed in Berlin, Germany. We pay very special attention to the concerns of our customers because we know just how important their data is for them. And what's more, we've been doing so for over ten years!

Highlights

- ↘ New, improved recovery methods
- ↘ Now even faster
- ↘ Clearly structured Assistant for the search and restoration of files
- ↘ Unlimited number of restorable files
- ↘ Three additional, integrated scanning processes:
 - ↘ Quick scan for files, even on very large storage volumes (O&O UnErase)
 - ↘ Sector based deep scan (O&O DiskRecovery)
 - ↘ Scan formatted or structurally damaged partitions (O&O FormatRecovery)
- ↘ Easy integration of data images
- ↘ Supports over 350 file types
- ↘ Preview of files prior to data restoration
- ↘ Supports all Windows-compatible hard disks, removable drives, memory cards, USB Sticks, CompactFlash, and most digital cameras
- ↘ Fast Instant-Installation possible
- ↘ User-defined signatures can be added

System requirements

- ↘ The minimum requirements of the respective operating system must be met
- ↘ 20 MB free hard disk space
- ↘ 32/64-bit support
- ↘ Windows® Vista till Windows® 10 (all Editions)